



HEATING AND COOLING SOLUTIONS

SPLIT SYSTEMS

WALL MOUNTED | FLOOR STANDING | CEILING CONCEALED



MITSUBISHI HEAVY INDUSTRIES AIR-CONDITIONERS AUSTRALIA

Mitsubishi Heavy Industries Air-Conditioners Australia PTY LTD (MHIAA) is one of Australia's leading suppliers of premium residential and commercial air conditioning systems. Delivering engineering excellence for over 130 years, the Mitsubishi Heavy Industries brand is instantly recognisable for quality and technological advancement. With innovation central to both the organisation and the development of air conditioning systems, Mitsubishi Heavy Industries carries a strong philosophy of engineering products that are designed to improve the lives of those who use them and, at the same time, create a sustainable future for our company and the world we live in.

BRAND AMBASSADOR TARA DENNIS

Interior designer and Television presenter Tara Dennis joins Mitsubishi Heavy Industries Air-Conditioners Australia as the brand's first ambassador to Australia and New Zealand. With extensive experience in home decoration and design, Tara represents the home renovator looking to improve the design of their homes. "As someone who has a passion for styling and renovating you want to push the boundaries and create a space that people love being in. Mitsubishi Heavy Industries Air-Conditioners Australia is the perfect extension of this and a brand that I am proud to be supporting"

– Tara Dennis.





CONTENTS

Introduction	2
Contents	3
Committed to Quality	4-8
Wall Mounted Systems	9-17
Floor Standing Systems	18-19
Ceiling Concealed Systems	20-21
Control Options	22-23
Features and Functions	24-25
Product Specifications	26-33
Room Sizing Chart	34
Notes	35



COMMITTED TO QUALITY

Standing behind the quality of our products, is our commitment to our customers and our after sales service guarantees. Along with the rigorous quality assurance testing carried out on all Mitsubishi Heavy Industries products, comprehensive warranties provide you with a peace of mind and carry our commitment to quality.



5 YEARS PARTS AND LABOUR WARRANTY

Mitsubishi Heavy Industries Air-Conditioners Australia focuses solely on manufacturing high performance air-conditioners for the Australian and New Zealand market. All our split systems are of the highest quality and are backed by a full 5 year parts and labour warranty.



EXCEEDING ENERGY PERFORMANCE STANDARDS

To comply with Australian and New Zealand standards and deliver the most efficient solutions possible to our customers, all Mitsubishi Heavy Industries Air-Conditioners Australia split systems meet and exceed the Minimum Energy Performance Standards (MEPS).

IMPROVED HEAT EXCHANGER

Our new and improved heat exchanger, with a unique 'M' shape design, has been developed to improve refrigerant distribution and increase the systems effectiveness. The new design features a larger heat exchange area, boosting the unit's overall efficiency.

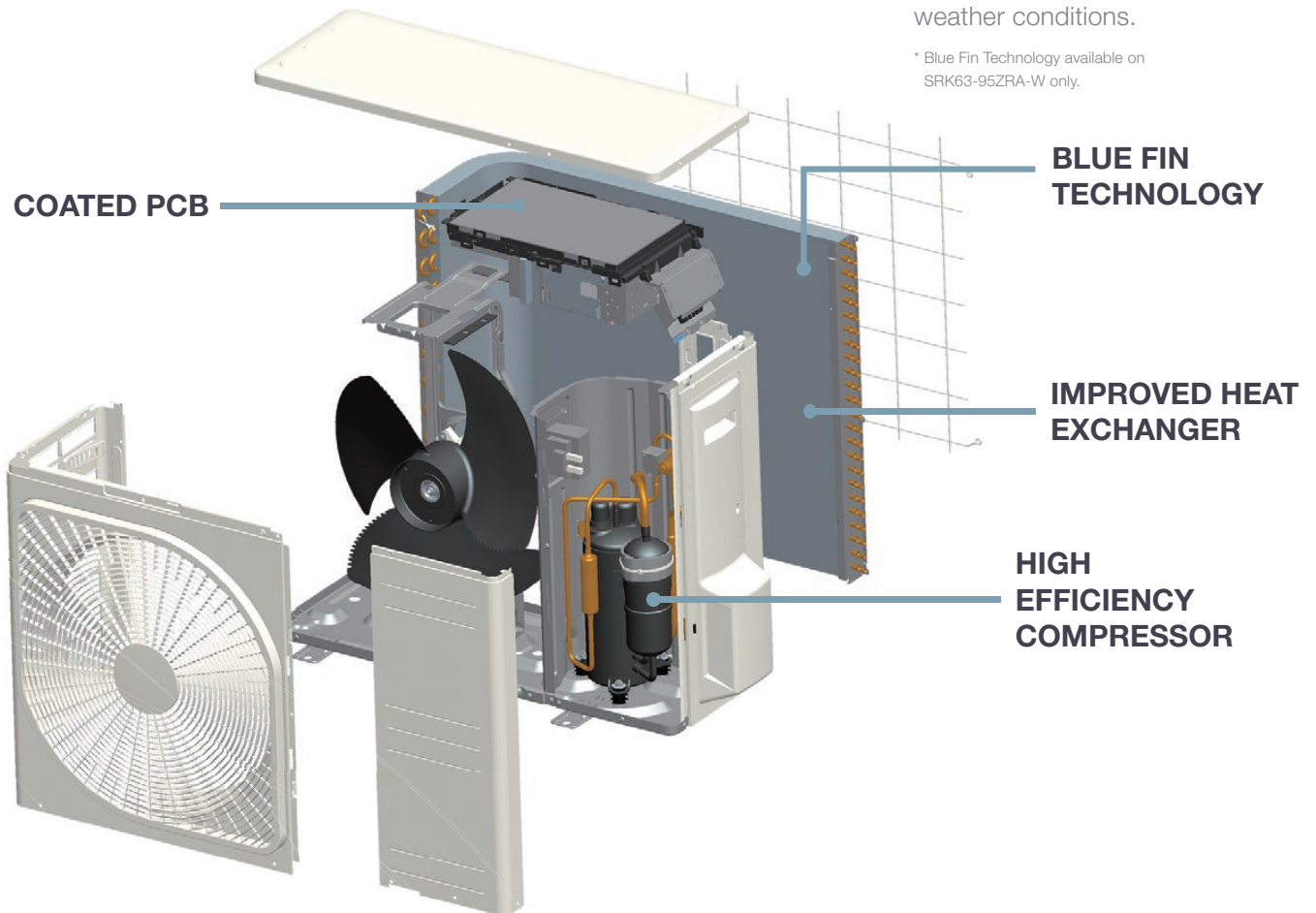
COATED PCB

To protect against humid weather a protective coating is applied to the circuit board in the outdoor unit, allowing it to withstand Australia's varying weather conditions and ensure the longevity of your Mitsubishi Heavy Industries system.

BLUE FIN TECHNOLOGY

Along with a new, efficient design, the heat exchanger in Mitsubishi Heavy Industries outdoor units are coated with specially formulated layers that assist in preventing the hydrophilicity effect and also assists in reducing the corrosion rate of the aluminium section from harsh Australian weather conditions.

* Blue Fin Technology available on SRK63-95ZRA-W only.



HIGH EFFICIENCY COMPRESSOR

One of the key features that provides Mitsubishi Heavy Industries range of air conditioners with its powerful performance is our highly efficient compressor. Combined with a Neodymium Motor that uses powerful, rare earth magnets, Mitsubishi Heavy Industries air conditioners can deliver a higher motor efficiency while producing much less operational noise.

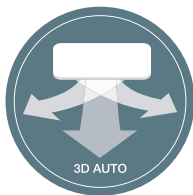

DC PAM INVERTER

The PAM control used in Mitsubishi Heavy Industries air conditioners helps minimise the loss of electricity and boost the efficiency by allowing the unit to reach the temperature quickly before slowing down the compressor. This allows the unit to save energy while maintaining a comfortable temperature in the room.

WIDE OPERATION RANGE

With our advanced technology and high quality components, Mitsubishi Heavy Industries air conditioners can operate in ambient outdoor temperatures as low as -20°C in heating mode and as high as $+46^{\circ}\text{C}$ in cooling mode.

This permits the installation in areas where the temperature conditions can be considered extreme.




3D AUTO AIRFLOW

This one touch program activates 3 independent motors to evenly distribute airflow, achieve economic operation and minimise energy loss with this uniform and quiet air flow.



DRY OPERATION

Reduces humidity in the room by removing moisture from the air without affecting the indoor temperature.



LED BRIGHTNESS ADJUSTMENT



Adjust the brightness of the LED display on the indoor unit to minimise disturbance during evenings. Perfect for units installed in bedrooms.




ECO OPERATION (AVANTI PLUS™)

The new Eco Operation of the Avanti PLUS™ series saves energy by automatically adjusting the set temperature based on the human activity detected in the room. If the motion sensor detects the room is unoccupied it will turn the unit to standby.



JET AIR TECHNOLOGY

CFD (computational fluid dynamics), used by jet engine manufacturers, has been applied to the fan blade design in our split systems, allowing them to deliver the most powerful and even air distribution whilst remaining economical to run.



R32 REFRIGERANT

All new Mitsubishi Heavy Industries split system air conditioners feature the new R32 refrigerant. Due to its superior qualities, the R32 refrigerant requires less energy to achieve the desired temperature and has nearly a 70% lower Global Warming Potential when compared to the R410A refrigerant*.

*Sourced from HVAC&R Nation, an AIRAH publication, Issue November 2013 (www.airah.org.com.au)



IMPROVED ENERGY EFFICIENCY

Our new Avanti PLUS™ range has been awarded 'super efficiency' status with a 7 Star heating and cooling energy rating**

**7 Star Heating and cooling energy rating in SRK20ZSXA-W





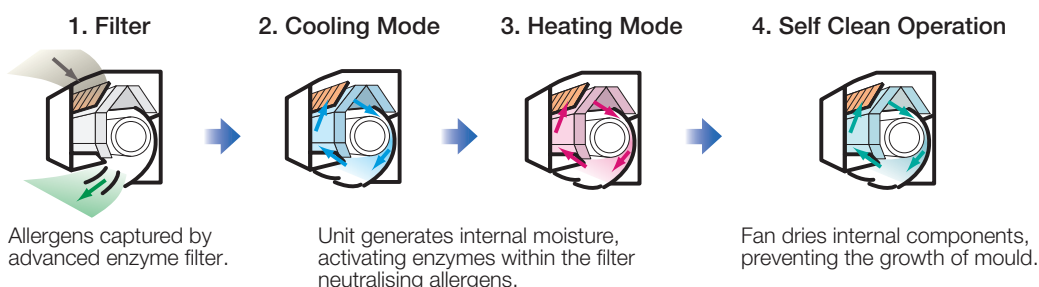
CLEAN AIR TECHNOLOGY

Delivering Odour and Allergen Free Air

Mitsubishi Heavy Industries Allergen Clear System removes airborne allergens such as pollen and dust by capturing them in a specially formulated Allergen Clear Filter and eliminating them via the multi-stage Allergen Clear Operation.

A photo-catalytic filter captures any remaining particles and neutralises odour causing bacteria before the Self Cleaning Mode dries the internal anti-microbial fan and internal components, ensuring fresh air on every start-up*

* Allergen Clear Operation and Self Clean Operation are two independent operations which can be activated on the remote control.



ALLERGEN CLEAR FILTER

Utilising the advanced Enzyme-urea compound the Allergen Clear Filter breaks down pollen, dust and allergens and deactivates bacteria including mould and viruses.





WALL MOUNTED SYSTEMS

Combining award winning European style with advanced Japanese engineering, our range of wall mounted split systems has recently expanded to include the new Avanti PLUS™ Platinum Series and Avanti® Cool Only models. Coming in a range of capacities and all with convenient and energy saving features, our wall mounted split systems have you covered.



SRK-ZMP SERIES

Designed for today's apartment living, the SRK-ZMP series combines a sleek and compact design with increased energy efficiency. Its 1.7kW capacity and compact design makes it perfect for small spaces such as spare bedrooms or home offices.

SRK-ZMP Series

REVERSE
CYCLE



SRK-ZMP Series		SRK17ZMP-S
Cooling Capacity	kW	1.7
Heating Capacity	kW	2.0
Energy label - Cooling	Stars	★★★★ (2.5)
Energy label - Heating	Stars	★★★★★ (4.0)

OTHER CONTROL OPTIONS
(sold separately)



4 STAR HEATING RATING

The SRK-ZMP Series boasts an impressive 4 Star heating rating ensuring that your unit operates efficiently during those colder seasons.



FUZZY AUTO MODE

Using fuzzy logic algorithms, the unit determines the operating mode, temperature settings and automatically adjusts the inverter frequency accordingly.



SMALLEST CAPACITY SIZE

As the smallest capacity size available, the SRK-ZMP Series is perfect for a small home office or spare bedroom where 2.0kW or 2.5kW unit is not required.

*For full functions please see page 24-25

*For alternate control options please see page 23



AVANTI®

AVANTI® SERIES

Created by the skilled hands of Italian Designers TENSA, an industrial design company based in Milan, Italy, the Avanti® Series of air conditioners is best suited for small to medium sized living spaces. Utilising the new R32 refrigerant the Avanti® Series perfectly combines stylish design and high quality Japanese Technical standards.

AVANTI® Series

REVERSE
CYCLE
and
COOL ONLY



AVANTI® Series		SRK20ZSA-W	SRK25ZSA-W	SRK35ZSA-W	SRK50ZSA-W
Cooling Capacity	kW	2.0	2.5	3.5	5.0
Heating Capacity	kW	2.7	3.2	3.7	5.8
Energy label - Cooling	Stars	★★★★★ (5)	★★★★★ (5)	★★★★ (4)	★★★ (2.5)
Energy label - Heating	Stars	★★★★★ (5)	★★★★★ (5)	★★★★★ (4.5)	★★★ (3)

AVANTI® COOL ONLY SERIES		SRK10YSA-W	SRK13YSA-W	SRK18YSA-W
Cooling Capacity	kW	2.5	3.5	5.0
Energy label - Cooling	Stars	★★★★★ (5)	★★★★ (4)	★★★ (2.5)

OTHER CONTROL OPTIONS
(sold separately)



ELEGANT AND TIMELESS DESIGN

Engineered by award winning, Italian designers TENSA, the Avanti® series of air conditioners features a modern design, allowing it to integrate seamlessly into any home interior.



HIGH POWER OPERATION

Select High Power Operation for 15mins of boosted power allowing you to quickly heat or cool your home before the unit returns to normal operation- perfect for when you first turn on the unit.



5 STAR COOLING RATING

The improved design of the Avanti® Series has enhanced the overall energy efficiency of the unit. Aided by the inclusion of the new R32 refrigerant, the 2.0kW and 2.5kW systems feature an impressive 5 Star Cooling Rating.


*For full functions please see page 24-25

*For alternate control options please see page 23

AVANTI^{PLUS}TM



PLATINUM
SERIES



SRK25ZSXA-W & SRK50ZSXA-W

AVANTI PLUSTM PLATINUM SERIES

With an award winning, modern design and boasting industry leading energy ratings, the Avanti PLUSTM series of wall mounted split systems is efficient as it is stylish. Incorporating a range of brand new energy saving and convenient features and functions and coming in a range of capacities the Avanti PLUSTM Platinum Series is perfect for small and medium living spaces.

AVANTI PLUS™ Platinum Series

REVERSE
CYCLE



AVANTI PLUS™ PLATINUM Series		SRK20ZSXA-W	SRK25ZSXA-W	SRK35ZSXA-W	SRK50ZSXA-W	SRK60ZSXA-W
Cooling Capacity	kW	2.0	2.5	3.5	5.0	6.1
Heating Capacity	kW	2.7	3.2	4.3	6.0	6.8
Energy label - Cooling	Stars	★★★★★★★ (7)	★★★★★★ (6)	★★★★★ (4.5)	★★★★ (3.5)	★★★ (2.5)
Energy label - Heating	Stars	★★★★★★★ (7)	★★★★★★ (6)	★★★★★ (5)	★★★★ (4)	★★★ (3.5)

OTHER CONTROL OPTIONS
(sold separately)



AWARD WINNING DESIGN

Engineered by renowned, Italian industrial design firm TENSA, the Avanti PLUS™ boasts a sleek, sophisticated and modern design and was awarded the Silver A'Design Award in 2017.



INDUSTRY LEADING EFFICIENCY

Improvements in the internal component design, in combination with the use of the R32 refrigerant, has allowed the Avanti PLUS™ series to achieve impressive energy ratings, with the 2.0kW model boasting an industry leading 7 Star 'Super-Efficiency' rating for both heating and cooling - the highest rating currently available for air conditioners in Australia.



ENERGY SAVING MOTION SENSOR

The NEW motion sensor monitors activity levels within the room while the Eco operation will automatically adjust the set temperature accordingly. If no activity is detected for an extended period of time, the unit will turn off automatically, saving energy and minimising running costs.



*For full functions please see page 24-25

*For alternate control options please see page 23



BRONTE®



SRK71ZRA-W


BRONTE® SERIES

Recommended by CHOICE®*, the Bronte® series is the ideal solution for heating and cooling of larger spaces within your home. Incorporating the same advanced fan blade technology used in the development of jet engines, the Bronte® series features a market leading long reach airflow allowing it to efficiently deliver a powerful yet quiet and evenly distributed airflow.

May 2018 CHOICE recommended models:
SRK63ZRA-W & SRK71ZRA-W

BRONTE® Series

REVERSE
CYCLE
and
COOL ONLY



BRONTE® Series		SRK63ZRA-W	SRK71ZRA-W	SRK80ZRA-W	SRK95ZRA-W
Cooling Capacity	kW	6.3	7.1	8.0	9.5
Heating Capacity	kW	7.1	8.0	9.0	10.3
Energy label - Cooling	Stars	★★★★ (3)	★★★★ (3)	★★★ (2.5)	★★★ (2.5)
Energy label - Heating	Stars	★★★★ (4)	★★★★ (3)	★★★★ (3)	★★★★ (3)

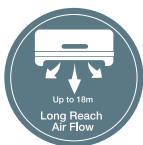
BRONTE® COOL ONLY Series		SRK24YRA-W
Cooling Capacity	kW	7.1
Energy label - Cooling	Stars	★★★★ (3)

OTHER CONTROL OPTIONS
(Sold separately)



JET AIR TECHNOLOGY

Utilising CFD (computational fluid dynamics), used by jet engine manufacturers, our engineers have designed the Bronte® fan blades to achieve the most powerful and efficient air delivery system possible, ensuring even air distribution whilst remaining efficient to run.



LONG REACH AIRFLOW

Jet Air Technology used as part of the design of the Bronte® Series enables a powerful airflow of up to 18m* and is ideal for large living areas.



SILENT OPERATION

Set periods of time where the unit will operate with reduced noise levels, perfect for night time and an uninterrupted sleep.

*For full functions please see page 24-25

*For alternate control options please see page 23

*18m airflow from 7.1kW in cooling conditions.



FLOOR STANDING SYSTEMS

Floor standing air conditioners are the perfect solution when wall space is at a premium. The indoor unit is installed close to the floor and can be placed under a window, semi-recessed into the wall or mounted in a convenient location.

SRF-ZMXA Series

REVERSE
CYCLE



SRF-ZMXA Series		SRF25ZMXA-S	SRF35ZMXA-S	SRF50ZMXA-S
Cooling Capacity	kW	2.5	3.5	5.0
Heating Capacity	kW	3.4	4.5	6.0
Energy label - Cooling	Stars	★★★★ (4)	★★★ (2.5)	★★★ (2.5)
Energy label - Heating	Stars	★★★★ (4)	★★★ (3)	★★★ (3)

OTHER CONTROL OPTIONS
(sold separately)



FUZZY AUTO MODE

Using fuzzy logic algorithms, the unit determines the operating mode, temperature settings and automatically adjusts the inverter frequency accordingly.



DRY OPERATION

Reduces humidity by removing moisture from the air without affecting the indoor temperature.



MEMORY LOUVRE

Set the louvre at the desired angle. The unit will automatically return the louvres to this position on every subsequent start up.

*For full functions please see page 24-25
*For alternate control options please see page 23




CEILING CONCEALED SYSTEMS

Our Ceiling Concealed systems are designed to sit entirely within your ceiling space and distribute air via discreet grilles. These units are perfect for renovated spaces as they can be factored in to the finished design to provide a quiet, efficient and integrated heating and cooling solution.

SRR-ZM Series

REVERSE
CYCLE



SRR-ZM Series		SRR25ZM-S	SRR35ZM-S
Cooling Capacity	kW	2.5	3.5
Heating Capacity	kW	3.4	4.2
Energy label - Cooling	Stars	★★★★ (3.5)	★★★ (2.5)
Energy label - Heating	Stars	★★★★★ (4)	★★★★★ (3.5)

OTHER CONTROL OPTIONS
(sold separately)



BUILT IN DRAIN PUMP

Capitalising on Mitsubishi Heavy Industries extensive experience in drain pump technology, the SRR-ZM-S Series features a built in condensate drain pump for easier installation.



FUZZY AUTO MODE

Using fuzzy logic algorithms, the unit determines the operating mode, temperature settings and automatically adjusts the inverter frequency accordingly.



SLIM, LOW-PROFILE DESIGN

With a slim, low-profile design that is only 200mm in height, this system is an excellent choice for apartment rooms or installations where ceiling spaces are limited and the indoor unit needs to be fitted in a concealed area.

*For full functions please see page 24-25
*For alternate control options please see page 23



CONTROL YOUR AIR. YOUR WAY.



WI-FI SOLUTION

The SMART way to control your MHI Air Conditioner from anywhere using your smartphone or tablet.



- Control your air conditioner via your Google Home or Amazon smart device.
- Set up 'favourite' scenes and activate them with a single tap.
- Set your air conditioner to respond to the weather, you arriving home, calendar events + more.
- Receive instant notifications and email updates and even create usage logs.

Compatible with:

IntesisHome®



Google HOME

amazon alexa



*via IFTTT application. Must be downloaded separately.

*Wi-Fi adaptor required see page 23

Control Options

Wired Remote Controls



RC-EX3

Access extensive service and maintenance data with the easy to use, full dot, LCD back light display wired controller. Use the RC-EX3s touch screen to access, change or set all the functions and settings on your split system.



RC-E5

With easy to use functions and a clear LCD display, the RC-E5 controller enables extensive access to service, maintenance and technical data. Set temperatures, timers and run maintenance checks all through this easy to use wired controller.



RCH-E3

This simple and easy to use wired remote control allows you to set and control the minimum required functions including temperature, fan speed and operation mode. Adjust the settings quickly and easily by tapping on the control panel.

Wi-Fi Adaptors



MH-AC-WIFI-1

Compatible with almost all Mitsubishi Heavy Industries split systems, the new compact adaptor allows you to control your unit via your smartphone or tablet and can be easily installed within the unit.



IS-IR-WIFI-1

IS-IR-WIFI-1 Adaptor is a universal Wi-Fi Adaptor for all Mitsubishi Heavy Industries residential air conditioners

FEATURES AND FUNCTIONS

	FUNCTION	DESCRIPTION	SRK-ZMP	AVANTI	AVANTI COOL ONLY	AVANTI PLUS	BRONTE	BRONTE COOL ONLY	SRF-ZMXA	SRR-ZM
ENERGY SAVING	 Fuzzy Auto Mode	Using fuzzy logic algorithms, the unit determines the operating mode, temperature settings and automatically adjusts the inverter frequency accordingly.	●	●	●	●	●	●	●	●
	 Eco Operation (Avanti PLUS™)	Automatically adjusts the set temperature based on the human activity detected in the room by the motion sensor and switches the unit off when no activity is detected.				●				
	 Eco Operation	The unit operates at a slightly reduced capacity to reduce power consumption while maintaining a comfortable room temperature.	●	●	●		●	●	●	●
AIRFLOW	 Jet Air Technology	Advanced fan blade technology, utilised in the development of jet engines, efficiently delivers a powerful yet quiet and evenly distributed airflow.		●	●	●	●	●		
	 High Power Operation	Provides 15mins of boosted power allowing you to quickly heat or cool your home before returning to normal operation. Perfect for when you first turn on the unit.	●	●	●	●	●	●	●	●
	 3D Auto	Activates three independent motors which effectively and efficiently distributes an even airflow.		●	●	●	●	●		
	 Auto Louvre Mode	Depending on whether the unit is in heating or cooling mode this will automatically set the louvre at the optimum angle for even air distribution.	●	●	●	●	●	●	●	
	 Memory Louvre	Set the louvre at the desired angle. The unit will automatically return the louvres to this position on every subsequent start up.	●	●	●	●	●	●	●	
	 Up/Down Louvre Swing	The horizontal louvres will automatically swing up and down for even air distribution.	●	●	●	●	●	●	●	
	 Right/Left Louvre Swing	The vertical louvres will automatically swing left and right for even air distribution.		●	●	●	●	●	●	
	 Air Outlet Selection	Select whether the airflow is distributed via the upper outlet, the lower outlet or both.							●	
	 Positioning of Installation	Manually set the horizontal airflow direction to ensure even air distribution in situations where the indoor unit is installed in close proximity to a wall.		●	●	●	●	●		
	 Allergen Clear Operation	Multi-stage operation that activates enzymes in the specially designed filter, neutralising and suppressing airborne allergens such as pollen, dust and hair captured on the allergen filter.		●		●	●			
	 Self-Clean Operation	Dries the indoor unit components by running the fan on ultra-low mode, preventing the growth of mould. Designed to be run regularly after use.	●	●	●	●	●	●	●	●
	 Photocatalytic Washable Deodorizing Filter	Easy to clean filter that catches airborne particles before neutralising the odour causing molecules within them.		●	●	●	●	●	●	
	 Allergen Filter	Captures airborne allergens such as hair, pollen and dust particles before neutralising them and any bacteria using specially formulated enzymes.		●		●	●			
 Removable Cover Panel	Removable front cover allowing access for easy cleaning and maintenance.	●	●	●	●	●	●	●		



	FUNCTION	DESCRIPTION	SRK-ZMP	AVANTI	AVANTI COOL ONLY	AVANTI PLUS	BRONTE	BRONTE COOL ONLY	SRF-ZMXA	SRR-ZM
COMFORT & CONVENIENCE	Dry Operation	Reduces humidity by removing moisture from the air without effecting the indoor temperature.	●	●	●	●	●	●	●	●
	Silent Operation	Set periods of time where the unit will operate with reduced noise levels, perfect for night time and an uninterrupted sleep.		●	●	●	●	●	●	●
	Night Setback	Designed for the colder seasons, this function ensures the room temperature is kept at around 10°C, even while unoccupied.		●		●	●		●	●
	Comfort Start-up	When using the ON-TIMER function, the unit will switch on slightly earlier than the SET time, to ensure the optimum temperature is reached at the ON TIME.	●	●	●	●	●	●	●	●
	Weekly Timer	Set up to 4 timer operations a day (max 28 per week). Once set, the unit will turn on and off at the specified times of the day repeatedly.		●	●	●	●	●	●	●
	Sleep Timer	Set a pre-determined amount of time between 30 and 240 mins that your unit will operate for before switching off.	●	●	●	●	●	●	●	●
	On/Off Timer	Set your unit to turn on and off once, at specific times, within a 24 hour period. Unit will then turn on and off at the specified times every day.	●	●	●	●	●	●	●	●
	Preset Operation	The desired preset operation mode can be enabled with a single touch of a button.		●	●	●				
	Child Lock	Lock the remote control to prevent little ones from changing functions and other settings. Useful for families with curious young children.		●	●	●	●	●	●	●
	LED Brightness Adjustment	Adjust the brightness of the LED display on the indoor unit to minimise the disturbance of units installed in bedrooms.		●	●	●				
	Motion Sensor	Infrared motion detector that monitors activity within the room and saves energy by adjusting the temperature setting accordingly. Automatically switches the unit off after prolonged periods of no activity being detected.				●				
	Auto Operation	The unit will automatically select from heating, cooling or dry operation mode.	●	●	●	●	●	●	●	●
MAINTENANCE & PREVENTION FUNCTIONS	Microcomputer-Operated Defrosting	Automatically activated during low ambient temperatures to prevent the frosting of the outdoor heat exchanger.	●	●	●	●	●	●	●	●
	Self-Diagnostic Function	In the unlikely event of a fault the internal microcomputer automatically runs a diagnostic of the system. This enables a service agent to quickly isolate and repair any issues.	●	●	●	●	●	●	●	●
	Back-up Switch	If the remote control fails, the unit can be operated via an on/off switch on the indoor unit.	●	●	●	●	●	●	●	●
	Auto Restart Function	If there is a temporary loss of power, the unit will automatically restart in the same operating mode it was in when power is restored.	●	●	●	●	●	●	●	●



SPECIFICATIONS

PRODUCT SPECIFICATIONS

AVANTI® SERIES

Refrigerant Pipe Length

Model	SRK20ZSA-W	SRK25ZSA-W	SRK35ZSA-W	SRK50ZSA-W
Maximum pipe length	20	20	20	25
Maximum height difference	10	10	10	15
O.D.above I.D	m	m	m	m
O.D.below I.D	m	m	m	m



SRC50ZSA-W



SRC20-35ZSA-W

SRKZSA-W	CAPACITY		2.0kW	2.5kW	3.5kW	5.0kW
Indoor			SRK20ZSA-W	SRK25ZSA-W	SRK35ZSA-W	SRK50ZSA-W
Outdoor			SRK20ZSA-W	SRK25ZSA-W	SRK35ZSA-W	SRK50ZSA-W
Power supply			1 Phase 220-240V 50Hz			
Capacity		kW	2.0 (0.9~3.0)	2.5 (0.9~3.5)	3.5 (0.9~4.4)	5.0 (1.2~5.5)
		Heating H1	2.7 (1.0 ~4.2)	3.2 (0.9~5.2)	3.7 (0.9~5.4)	5.8 (1.2~6.6)
Input		kW	0.41 (0.18~0.81)	0.51 (0.18~0.88)	0.82 (0.18~1.27)	1.39 (0.27~1.86)
		Heating H1	0.56 (0.20~1.12)	0.65 (0.21~1.43)	0.81 (0.21~1.44)	1.49 (0.26~1.97)
Max running current		A	9	9	9	14.5
Energy label		Stars	★★★★★ (5)	★★★★★ (5)	★★★★★ (4.5)	★★★★★ (3)
		Cooling T1	★★★★★ (5)	★★★★★ (5)	★★★★★ (4.5)	★★★★★ (3)
		Heating H1	★★★★★ (5)	★★★★★ (5)	★★★★★ (4.5)	★★★★★ (3)
EER		Cooling T1	4.88	4.90	4.27	3.60
		Heating H1	4.82	4.92	4.57	3.89
COOP		Cooling(Outdoor)	56	58	62	61
		Heating(Outdoor)	57	61	62	63
Sound power level (JIS C9612)		Cooling(Indoor)	35-27-22-19	40-31-22-19	43-34-27-19	43-36-28-22
		Heating(Indoor)	39-30-24-19	46-38-24-19	47-39-25-19	47-39-32-24
Silent mode sound pressure level		Cooling(Outdoor)	41	42	45	43
		Heating(Outdoor)	42	43	44	45
Airflow		Cooling(Indoor)	165-127-93-83	182-140-88-78	205-152-117-78	213-175-113-93
		Heating(Indoor)	190-142-108-93	237-182-110-88	250-193-117-88	253-198-152-113
External dimensions (HXWXD)		Indoor	290x870x230			
		Outdoor	540x780(+62)x290			
Net weight		Indoor	9.5		10	
		Outdoor	33		36	43.5
Refrigerant piping		Liquid line	Ø6.35			
		Gas line	Ø9.52			
		Connection method	Flare connection			
		Quantity	0.58	0.75		1.05
Refrigerant R32		Attached length of piping	Liquid line : 0.54 / Gas line : 0.47			
		Pre charged to pipe length	15			
		Additional charge	20			
		Maximum charge	0.68	0.85		1.25
Standard accessories			Allergen Clear & Photocatalytic Washable Deodorizing Filter			
Optional parts			Interface kit (SC-BKN2-E) / Wi-Fi Kit			
Outdoor air temperature (upper, lower limits)		Cooling mode (approximately)	-15 to +46			
		Heating mode (approximately)	-15 to +24			

AVANTI® COOL ONLY SERIES

Refrigerant Pipe Length			
Model	SRK10YSA-W	SRK13YSA-W	SRK18YSA-W
Maximum pipe length	m	20	25
Maximum height difference	m	10	15
O.D. above I.D.			
O.D. below I.D.			



SRK18YSA-W



SRC10-18YSA-W

SRK/YS-A-W	CAPACITY		2.5kW	3.5kW	5.0kW
Indoor			SRK10YSA-W	SRK13YSA-W	SRK18YSA-W
Outdoor			SRC10YSA-W	SRC13YSA-W	SRC18YSA-W
Power supply			1 Phase 220-240V 50Hz		
Capacity	Cooling T1	kW	2.5 (0.9-3.5)	3.5 (0.9-4.4)	5.0 (1.2-5.5)
Input	Cooling T1	kW	0.51 (0.18-0.88)	0.82 (0.18-1.27)	1.39 (0.27-1.86)
Max running current	Cooling T1	A	9	9	14.5
Energy label	Cooling T1	Stars	★★★★★ (5)	★★★★★ (4)	★★★★ (2.5)
EER	Cooling T1		4.9	4.27	3.60
Sound power level (JIS C9612)	Cooling(Outdoor)	dB(A)	52	56	61
Sound pressure level (JIS C9612)	Cooling(Indoor)	dB(A)	39-31-22-19	43-34-27-19	43-36-28-22
Silent mode sound pressure level	Cooling(Outdoor)	dB(A)	42	45	43
Airflow	Cooling(Indoor)	l/s	182-140-88-78	205-152-117-78	213-175-113-93
External dimensions (H×W×D)	Indoor	mm	540X780(+62)X290		
	Outdoor	mm	290X870X230		
Net weight	Indoor	kg	10		
	Outdoor	kg	33.5		
Refrigerant piping	Liquid line	mm	Ø6.35		
	Gas line	mm	Ø9.52		
Refrigerant R32	Connection method		Flare connection		
	Quantity	kg	0.75		
Standard accessories	Attached length of piping	m	Liquid line : 0.54 / Gas line : 0.47		
	Pre charged to pipe length	m	15		
	Additional charge	gr/m	20		
	Maximum charge	kg	0.85		
Optional parts			Enzyme filter & Photocatalytic Washable Deodorizing Filter		
Outdoor air temperature (upper, lower limits)		C	Interface kit (SC-BIKN2-E) / Wi-Fi kit -15 to +46		

PRODUCT SPECIFICATIONS

AVANTI PLUS™ PLATINUM SERIES



SRC20-60ZSXA-W

Refrigerant Pipe Length					
Model	SRK20ZSXA-W	SRK25ZSXA-W	SRK35ZSXA-W	SRK50ZSXA-W	SRK60ZSXA-W
Maximum pipe length	25	25	25	30	30
Maximum height difference	15	15	15	20	20
	m	m	m	m	m
	O.D above I.D				
	O.D below I.D				

SRKZSXA-W	CAPACITY		2.0kW	2.5kW	3.5kW	5.0kW	6.0kW
Indoor			SRK20ZSXA-W	SRK25ZSXA-W	SRK35ZSXA-W	SRK50ZSXA-W	SRK60ZSXA-W
Outdoor			SRC20ZSXA-W	SRC25ZSXA-W	SRC35ZSXA-W	SRC50ZSXA-W	SRC60ZSXA-W
Power supply			1 Phase 220-240V/50Hz				
Capacity	Cooling T1	kW	2.0 (0.9-3.4)	2.5 (0.9-3.8)	3.5 (0.9-4.5)	5.0 (1.0-6.2)	6.1 (1.0-6.9)
	Heating H1		2.7 (1.0 -6.5)	3.2 (0.9-6.0)	4.3 (0.8-6.8)	6.0 (0.8-8.2)	6.8 (0.8-8.8)
Input	Cooling T1	kW	0.31 (0.18-0.76)	0.44 (0.16-0.91)	0.74 (0.16-1.27)	1.24 (0.19-1.90)	1.71 (0.19-2.50)
	Heating H1		0.47 (0.14-1.36)	0.59 (0.14-1.54)	0.90 (0.14-1.87)	1.36 (0.20-2.46)	1.65 (0.20-2.86)
Max running current		A	9	9	9	15	15
Energy label	Cooling T1	Stars	★★★★★ (7)	★★★★★ (6)	★★★★★ (4.5)	★★★★★ (3.5)	★★★★★ (2.5)
	Heating H1		★★★★★ (7)	★★★★★ (6)	★★★★★ (5)	★★★★★ (4)	★★★★★ (3.5)
EER	Cooling T1		6.45	5.68	4.73	4.03	3.57
COEP	Heating H1		5.74	5.42	4.78	4.41	4.12
Sound power level (JIS C9612)	Cooling(Outdoor)	dB(A)	56	57	61	63	65
	Heating(Outdoor)		58	58	62	61	64
Sound pressure level (JIS C9612)	Cooling(Indoor)	dB(A)	38-31-24-19	39-33-25-19	43-35-26-19	44-39-31-22	48-41-33-22
	Heating(Indoor)		38-33-25-19	40-34-27-19	42-25-28-19	47-41-33-23	47-42-34-23
Silent mode sound pressure level	Cooling(Outdoor)	dB(A)	33	35	38	42	42
	Heating(Outdoor)		38	39	43	43	43
Airflow	Cooling(Indoor)	l/s	188-152-93-83	203-167-117-83	218-180-122-83	238-207-130-90	272-223-148-90
	Heating(Indoor)		203-172-120-90	213-183-130-90	232-197-143-90	288-238-163-103	297-228-182-103
External dimensions (HXWXD)	Indoor	mm	305X920X220				
	Outdoor		640X800(+71)X290				
Net weight	Indoor	kg	13				
	Outdoor		43				
Refrigerant piping	Liquid line	mm	Ø6.35				
	Gas line		Ø9.52				
	Connection method		Flare connection				
	Quantity	kg	1.2				
Refrigerant R32	Attached length of piping	m	Liquid line : 0.55 / Gas line : 0.48				
	Pre charged to pipe length	m	15				
	Additional charge	gr/m	20				
	Maximum charge	kg	1.4				
Standard accessories			Allergen Clear & Photocatalytic Washable Deodorizing Filter				
Optional parts			Interface kit (SC-BIKN2-E) / Wi-Fi Kit				
Outdoor air temperature (upper, lower limits)	Cooling mode (approximately)	C	-15 to +46				
	Heating mode (approximately)	C	-20 to +24				

PRODUCT SPECIFICATIONS

BRONTE® SERIES

Refrigerant Pipe Length				
Model	SRK63ZRA-W	SRK71ZRA-W	SRK80ZRA-W	SRK95ZRA-W
Maximum pipe length	m	30	30	30
Maximum height difference	O.D above I.D O.D below I.D	m	20	20



SRK63ZRA-W



SRK71-80ZRA-W



SRK95ZRA-W

SRKZRA-W	CAPACITY		6.3kW		7.1kW		8.0kW		9.5kW	
Indoor			SRK63ZRA-W		SRK71ZRA-W		SRK80ZRA-W		SRK95ZRA-W	
Outdoor			SFC63ZRA-W		SFC71ZRA-W		SFC80ZRA-W		SFC95ZRA-W	
Power supply			1 Phase 220~240V 50Hz							
Capacity	Cooling T1	kW	6.3 (1.2~7.4)		7.1 (2.3~8.3)		8.0 (2.3~9.5)		9.5 (2.5~10.6)	
	Heating H1		7.1 (0.8~9.2)		8.0 (2.0~10.9)		9.0 (2.1~11.2)		10.3 (3.2~11.9)	
Input	Cooling T1	kW	1.58 (0.2~2.5)		1.84 (0.48~2.4)		2.22 (0.48~3.1)		2.56	
	Heating H1		1.60 (0.16~2.8)		2.02 (0.4~3.4)		2.40 (0.40~3.40)		2.64	
Max running current		A	14.5		17		17		17.5	
Energy label	Cooling T1	Stars	★★★★ (3)		★★★★ (3)		★★★★ (2.5)		★★★★ (2.5)	
	Heating H1		★★★★★ (4)		★★★★★ (3)		★★★★★ (3)		★★★★★ (3)	
EER	Cooling T1		3.99		3.86		3.60		3.71	
COP	Heating H1		4.44		3.96		3.75		3.9	
Sound power level (JIS C9612)	Cooling(Outdoor)	dB(A)	64		65		68		69	
	Heating(Outdoor)		66		63		66		70	
Sound pressure level (JIS C9612)	Cooling(Indoor)	dB(A)	44~39~35~25		43~40~36~24		46~43~38~25		48~45~40~26	
	Heating(Indoor)		44~38~34~28		46~39~35~28		47~41~36~29		48~42~37~29	
Silent mode sound pressure level	Cooling(Outdoor)	dB(A)	45		43		44		50	
	Heating(Outdoor)		45		41		42		49	
Airflow	Cooling(Indoor)	l/s	342~301~262~173		342~310~270~174		388~345~300~182		408~355~293~173	
	Heating(Indoor)		392~317~275~218		425~330~288~222		450~363~315~234		458~386~318~227	
External dimensions (HXWXD)	Indoor	mm	339x1197x262							
	Outdoor		750x880(+88)x340							
Net weight	Indoor	kg	15.5							
	Outdoor		58							
Refrigerant piping	Liquid line	mm	Ø6.35							
	Gas line		Ø12.70							
	Connection method		Flare connection							
	Quantity	kg	1.25							
Refrigerant R32	Attached length of piping	m	Liquid line : 0.78 / Gas line : 0.71							
	Pre charged to pipe length	m	15							
	Additional charge	gr/m	20							
	Maximum charge	kg	1.55							
Standard accessories			Allergen Clear & Photocatalytic Washable Deodorizing Filter							
Optional parts			Interface kit (SC-BIKN2-E) / Wi-Fi Kit							
Outdoor air temperature (upper, lower limits)	Cooling mode (approximately)	C	-15 to +46							
	Heating mode (approximately)	C	-15 to +24							

PRODUCT SPECIFICATIONS

BRONTE® COOL ONLY SERIES



SRC24YRA-W

Refrigerant Pipe Length		SRC24YRA-W	
Model		m	30
Maximum pipe length		m	20
Maximum height difference		m	20
		O.D above I.D	
		O.D below I.D	

SRKYRA-W		CAPACITY	
Indoor			
Outdoor			
Power supply	SRK24YRA-W SRC24YRA-W		
Capacity	1 Phase 220-240V 50Hz		
Input	7.1 (2.3-8.3)	Cooling T1	kW
Energy label	1.84 (0.48-2.4)	Cooling T1	kW
Max running current	★★★ (3)	Cooling T1	Stars
EER	17		A
Sound power level (JIS C9612)	3.86	Cooling T1	
Sound pressure level (JIS C9612)	65	Cooling(Outdoor)	dB(A)
Silent mode sound pressure level	43-40-36-24	Cooling(Indoor)	dB(A)
Airflow	43	Cooling(Outdoor)	dB(A)
External dimensions (HXWXD)	342-310-270-174	Cooling(Indoor)	l/s
	339x1197x262	Indoor	mm
	750x880(+88)x340	Outdoor	mm
Net weight	15.5	Indoor	kg
	58	Outdoor	kg
Refrigerant piping	Ø6.35	Liquid line	mm
	Ø15.88	Gas line	mm
	Flare connection	Connection method	
	1.6	Quantity	kg
		Attached length of piping	m
		Pre charged to pipe length	m
		Additional charge	gr/m
		Maximum charge	kg
Standard accessories			
Optional parts	Allergen Clear & Photocatalytic Washable Deodorizing Filter Interface kit (SC-BIKN2-E) / Wi-Fi Kit		
Outdoor air temperature (upper, lower limits)	-15 to +46	Cooling mode (approximately)	C

PRODUCT SPECIFICATIONS

SRF-ZMXA SERIES

Refrigerant Pipe Length			
Model	SRF25ZMXA-S	SRF35ZMXA-S	SRF50ZMXA-S
Maximum pipe length	m	15	30
Maximum height difference	m	10	20



SRF50ZMXA-S



SRF35ZMXA-S

SRFZMXA-S	CAPACITY		2.5kW	3.5kW	5.0kW
Indoor			SRF25ZMXA-S	SRF35ZMXA-S	SRF50ZMXA-S
Outdoor			SRC25ZMXA-S	SRC35ZMXA-S	SRC50ZMXA-S
Power supply			1 Phase 220~240V/50Hz		
Capacity	Cooling T1		2.5 (0.9~3.2)	3.5 (0.9~4.1)	5.0 (1.1~5.2)
	Heating H1	kW	3.4 (0.9~4.7)	4.5 (0.9~5.1)	6.0 (0.6~6.9)
	Heating H2		3.55	3.92	5.91
Input	Cooling T1	kW	0.521 (0.19~0.82)	0.890 (0.19~1.26)	1.390 (0.20~1.70)
	Heating H1		0.723 (0.23~1.20)	1.124 (0.23~1.43)	1.540 (0.20~2.15)
Max running current		A	8	8	15
Energy label	Cooling	Stars	★★★★ (4)	★★★★ (2.5)	★★★★ (2.5)
	Heating		★★★★ (4)	★★★ (3)	★★★ (3)
EER	Cooling T1		4.80	3.93	3.60
COP	Heating H1		4.70	4.00	3.90
	Heating H2		3.17	2.96	3.03
Sound power level (JIS C9612)	Cooling(Outdoor)	dB (A)	60	63	63
	Heating(Outdoor)		60	62	62
Sound pressure level (JIS C9612)	Cooling(Indoor)	dB(A)	40-32-29-26	41-34-33-28	46-42-35-32
	Heating(Indoor)		40-35-33-28	41-36-35-31	47-41-39-33
Airflow	Cooling(Indoor)	l/s	150-126-111-96	153-130-121-106	192-160-123-110
	Heating(Indoor)		175-136-128-110	178-138-135-123	200-167-157-127
External dimensions (HXWXD)	Indoor	mm	600x860x238		
	Outdoor		595x780(+62)x290		
Net weight	Indoor	kg	18	19	19
	Outdoor		38		45
Refrigerant piping	Liquid line	mm	Ø6.35		
	Gas line		Ø9.52	Flare connection	
Refrigerant R410A	Connection method		Flare connection		
	Quantity	kg	1.2	1.5	
Standard accessories	Attached length of piping	m	15		
	Pre Charged To Pipe Length	m	15		
	Additional charge	gr/m	Not Required		
	Maximum charge	kg	1.2	1.8	
Optional part			Enzyme & Photocatalytic Washable Deodorizing Filter		
Outdoor air temperature (upper, lower limits)	Cooling mode (approximately)	C	Interface kit (SC-BIKN2-E) / Wi-Fi Kit		
	Heating mode (approximately)	C	-15 to +46		
			-15 to +24		

PRODUCT SPECIFICATIONS

SRK-ZMP SERIES



SRK17ZMP-S

Refrigerant Pipe Length	
Model	SRK17ZMP-S
Maximum pipe length	m 15
Maximum height difference	O.D above I.D. m 10 O.D below I.D. m 10

SRKZMP-S	CAPACITY	1.7kW
Indoor		SRK17ZMP-S
Outdoor		SRC17ZMP-S
Power supply		1 Phase 220-240V 50Hz
Capacity	Cooling T1	1.7 (0.9-2.7)
	Heating H1	2.0 (0.8-3.8)
Input	Cooling T1	0.42 (0.25-0.94)
	Heating H1	0.465 (0.20-1.41)
Max running current		9
Energy label	Cooling T1	★★★★ (2.5)
	Heating H1	★★★★ (4)
EER	Cooling T1	4.05
COP	Heating H1	4.30
Sound power level (JIS C9612)	Cooling (Outdoor)	54
	Heating (Outdoor)	55
Sound pressure level (JIS C9612)	Cooling (Indoor)	45-34-23
	Heating (Indoor)	43-34-26
Airflow	Cooling (Indoor)	168-122-70
	Heating (Indoor)	158-122-87
External dimensions (HXWXD)	Indoor	262x769x210
	Outdoor	540x645x275
Net weight	Indoor	6.9
	Outdoor	2.5
Refrigerant piping	Liquid line	Ø6.35
	Gas line	Ø9.52
	Connection method	Flare connection
	Quantity	0.655
Refrigerant R410A	Attached length of piping	Liquid line : 0.39 / Gas line : 0.32
	Pre charged to pipe length	10
	Additional charge	20
	Maximum charge	0.755
Standard accessories		Allergen Clear & Photocatalytic Washable Deodorizing Filter
Optional parts		Interface kit (SC-BIKN2-E) / WiFi Kit
Outdoor air temperature (upper, lower limits)	Cooling mode (approximately)	-15 to +46
	Heating mode (approximately)	-15 to +24



SRC25-35ZMXA-S

Refrigerant Pipe Length	
Model	SRC25ZM-S SRC35ZM-S
Maximum pipe length	m 15
Maximum height difference	O.D above I.D. m 10 O.D below I.D. m 10

SRR-ZM SERIES

SRRZM-S	CAPACITY	2.5kW	3.5kW
Indoor		SRR25ZM-S	SRR35ZM-S
Outdoor		SRC25ZMXA-S	SRC35ZMXA-S
Power supply		1 Phase 220-240V 50Hz	
Capacity	Cooling T1	2.5 (1.0-3.3)	3.5 (1.0-3.9)
	Heating H1	3.4 (1.4-4.8)	4.2 (1.5-5.2)
Input	Cooling T1	0.57 (0.21-0.86)	0.98 (0.21-1.20)
	Heating H1	0.75 (0.26-1.32)	1.03 (0.260-1.47)
Max running current		8	
Energy label	Cooling	★★★★ (3.5)	★★★★ (2.5)
	Heating	★★★★ (4)	★★★★ (3.5)
EER	Cooling T1	4.39	3.57
COP	Heating H1	4.53	4.08
Sound power level (JIS C9612)	Cooling(Outdoor)	60	63
	Heating(Outdoor)	60	62
Sound pressure level (JIS C9612)	Cooling(Indoor)	37-33-30-24	38-34-31-25
	Heating(Indoor)	40-37-34-28	42-38-35-29
Airflow	Cooling(Indoor)	158-133-108-75	167-142-117-83
	Heating(Indoor)	167-150-133-100	175-158-142-108
External dimensions (HXWXD)	Indoor	200x750x500	
	Outdoor	595x780(+62)x290	
Net weight	Indoor	20.5	
	Outdoor	3.5	
Refrigerant piping	Liquid line	Ø6.35	
	Gas line	Ø9.52	
	Connection method	Flare connection	
	Quantity	1.2	
Refrigerant R410A	Pre Charged To Pipe Length	15	
	Additional charge	Not required	
	Maximum charge	1.2	
Standard accessories		Polypropylene net x1	
Optional parts		Interface kit (SC-BIKN2-E) / Wi-Fi Kit	
Outdoor air temperature (upper, lower limits)	Cooling mode (approximately)	-15 to +46	
	Heating mode (approximately)	-15 to +24	

Air Conditioner Room Sizing Chart

A Class

Insulated roof space, walls and sub floor, full brick or brick veneer construction, average size windows with awnings, full shading south facing aspect, temperate weather conditions.

B Class

Insulated roof space, full brick or brick veneer construction, average size windows with internal shades, north facing aspect, temperate climate.

C Class

Insulated roof space, full brick or brick veneer construction, average size windows with internal shades, east facing aspect or sub tropical climate.

D Class

Little or no insulation, weatherboard, fibro or brick veneer construction, large windows, no shading from the sun westerly facing aspect.

Selection Chart Cooling	A	B	C	D	Max floor area metres squared
SRK17ZMP-S	17	14	12	10	
SRK20ZSXA-W, SRK20ZSA-W	20	16	14	12	
SRK25ZSXA-W, SRK25ZSA-W, SRK10YSA-W	25	21	18	15	
SRK35ZSXA-W, SRK35ZSA-S, SRK13YSA-W	35	29	25	21	
SRK50ZSXA-S, SRK50ZSA-S, SRK18YSA-W	51	43	36	30	
SRK60ZSXA-W	60	50	45	37	
SRK63ZRA-W	63	54	47	38	
SRK71ZRA-W, SRK24YRA-W	71	59	51	42	
SRK80ZRA-W	80	67	57	47	
SRK95ZRA-W	95	78	68	57	
Selection Chart Heating	A	B	C	D	Max floor area metres squared
SRK17ZMP-S	20	17	15	12	
SRK20ZSXA-W, SRK20ZSA-W	27	23	20	16	
SRK25ZSXA-W, SRK25ZSA-W, SRK10YSA-W	34	28	24	20	
SRK35ZSXA-W, SRK35ZSA-S, SRK13YSA-W	40	33	29	24	
SRK50ZSXA-S, SRK50ZSA-S, SRK18YSA-W	58	48	41	34	
SRK60ZSXA-W	68	57	48	39	
SRK63ZRA-W	71	58	50	42	
SRK71ZRA-W, SRK24YRA-W	80	67	57	47	
SRK80ZRA-W	89	73	64	52	
SRK95ZRA-W	105	87	76	60	

SUPERIOR TECHNOLOGY THAT **OUTLASTS AND OUTPERFORMS**

mhiaa.com.au

ABN 92 133 980 275

Australia:

Phone: **1300 138 007**

NSW & Head Office

9C Commercial Road, Kingsgrove NSW 2208

Victoria

2/15 Howleys Road, Notting Hill VIC 3168

Brisbane

5/26 Flinders Parade, North Lakes QLD 4509

Townsville

12/31 Fleming Street, Aitkenvale QLD 4814

Western Australia

1/15-17 Capital Road, Malaga WA 6090

mhiaa.co.nz

G.S.T. 105-673-620

New Zealand:

Phone: **0800 138 007**

Auckland

698A Great South Road, Penrose, 1061

