



Air Conditioning Systems

Wi-Fi Controller

PRODUCT FLYER

Control Your Comfort

Anywhere, Anytime



Wi-Fi CONTROL



Control Your Comfort...

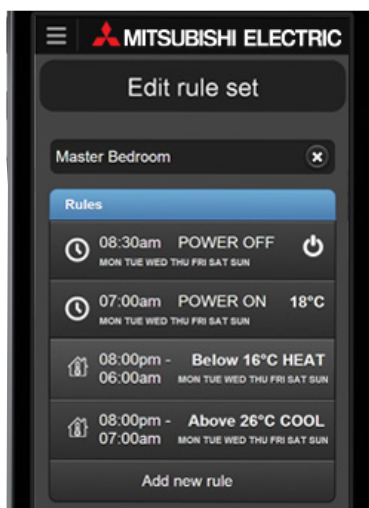
Anywhere, Anytime



Wi-Fi CONTROL

- » View & Control your City Multi air conditioner from anywhere in the world
- » Enhance energy savings
- » Set up of 7 day weekly schedule
- » True two-way feedback
- » Control of individual zones when connected to PEFY Series Indoor with Zone Controller*

Mitsubishi Electric Wi-Fi Control for split, ducted and City Multi Indoor systems. Unlock the door to smarter heating and cooling, for total home and/or work comfort. This innovative technology connects your Mitsubishi Electric air conditioner to your smartphone, tablet or online account, giving you the freedom to fully control each unit on-the-go via an internet connection from anywhere in the world.



Superior Customisation


This innovative technology places multiple functions of your air-conditioner at your fingertips. Turning the unit ON/OFF, adjusting set temperature, changing mode, fan speed and airflow direction are all possible.

Develop Operating Rules

Tailor your system to always meet your needs. Unlock the full potential of your air-conditioner, programme your system to automatically turn on/off at specific times, change settings, and develop temperature rules to ensure superior comfort day after day.

Control Multiple Units

Wi-Fi Control is now available with City Multi indoor. Customise the settings of each air-conditioner in the work place or apartment. Purchase multiple adaptors to manage all air-conditioners independently on the same account to ensure complete control over your system.



Two Way Communication

Equipped with advanced two-way communication, the Wi-Fi Control app provides you with instant confirmation that your command has been received by your air conditioner. This means you can be confident that your air conditioner will do exactly what you want it to. However, it will take anywhere between 1 second and 1 minute for your air conditioner to action the command.



Room Temperature Limits

Minimum Room Temperature

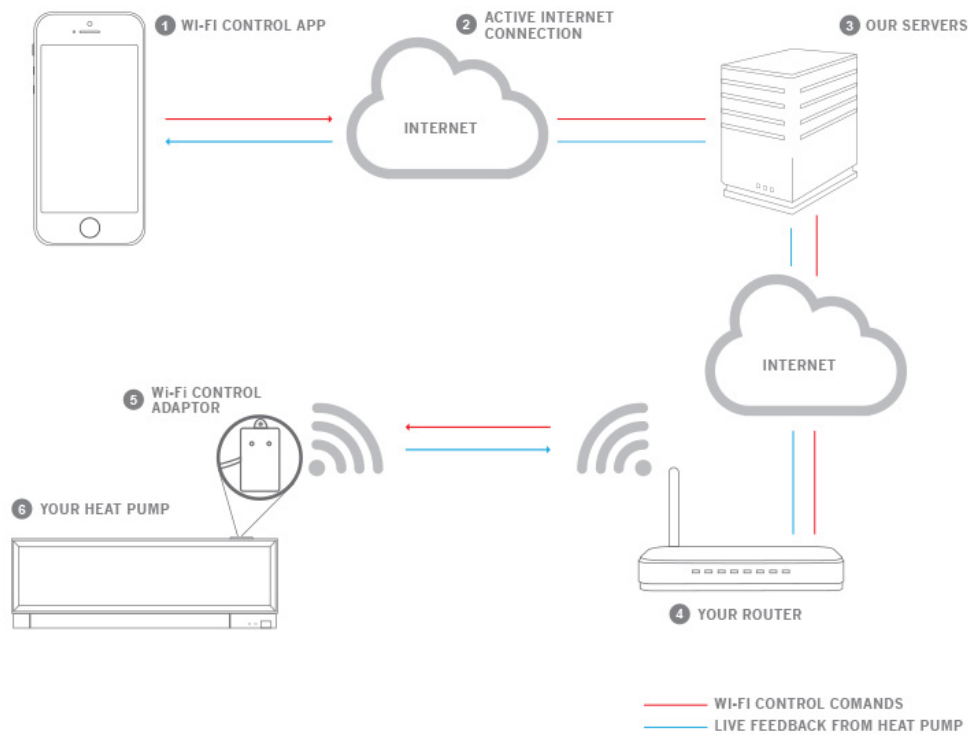
The minimum room temperature feature enables everyone to enjoy a happy and healthy home or work place. Using advanced technology, the air conditioner senses when the room temperature drops below the set minimum temperature and automatically turns on to ensure the minimum temperature is maintained. Ideal for children's bedrooms and offices, you can rest assured your family will stay comfortable under any condition.

Maximum Room Temperature

The maximum room temperature feature enables you to comfortably enjoy the summer heat. Using advanced technology, your air-conditioner will automatically turn on when it reaches the set maximum temperature, cooling the air and allowing you to enjoy the warm seasons in ultimate comfort.



How does Wi-Fi Control Work?



Minimum Requirements for Wi-Fi Control

1. Compatible WPA2-AES capable router with WPS wireless network with coverage including the air-conditioners installation location
2. A PC/Tablet/Smartphone that is Apple/Android/Windows compatible
3. Mitsubishi Electric Wi-Fi Interface (MAC-559IF-E) per indoor unit



Compatible Units

MSZ-GE**VAD
 MSZ-EF**VED/VEW/VEB
 MSZ-GL **VGD
 MSZ-FH**VE
 MFZ-KJ**VE

PEA-RP***GAA
 PEA-RP***WJA
 PEA-RP250WHA*
 PEAD-RP***JAAD

CITY MULTI indoor units*

Specifications

Model	MAC-559IF-E
Input Voltage	DC 12.7V (from indoor unit)
Power Consumption	MAX 2W
Size W x H x D (mm)	88 x 49 x 18.5
Weight	105g (including cable)
RF Channel	1ch ~ 13ch
Radio Protocol	IEEE 802.11b/g/n (20)
Encryption	AES
Authentication	PSK

*Units manufactured after January 2015



MitsubishiElectric.com.au/wifi

The specifications and information in this flyer are subject to change without notice. Colours depicted in this flyer may vary slightly. Images are for illustrational purposes only.